

By EFTCG

NODDİC

E X T E R I O R

PRES TUĞLA

// FACING BRICK

Pres Tuğla



By EFTCG

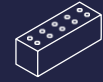
NODDİC

E X T E R I O R

Düz
// Classic 2



Jumbo
// Jumbo 6



Selçuklu
// Seljuk 9



Antik
// Antique 12



Harpuşta
// Coping 16



Oval Tuğla
// Oval Brick 22



Denizlik Tuğla
// Tapered Brick 26




Köşeli Tuğla
// Corner Brick 29



Özel Üretim Tuğla
// Special Production
Facing Brick 32



19x9x5 Tuğla Grubu
// 19x9x5 Brick Group 37



“

Normal pres tuğlalar, iç ve dış mekanlarda rahatlıkla kullanılabilir. Farklı renk ve doku çeşitliklerine sahiptir.

// Normal facing bricks can be used in interior and exterior places. They have various kinds of colours and texture types.

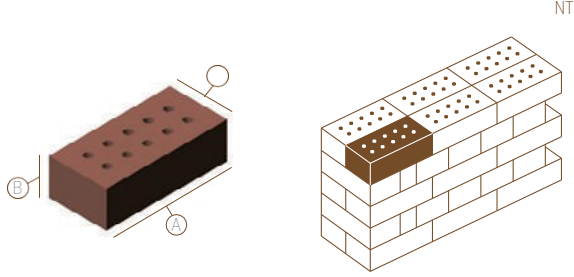
”

Ürün : NT Renk : Anadolu Serisi Doku : Naturel
Product : NT Colour : Anatolian Series Texture : Natural

DÜZ PRES TUĞLA

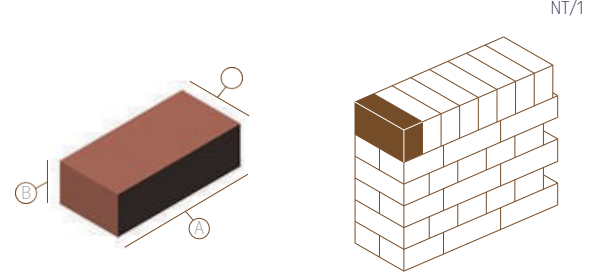
// CLASSIC FACING BRICK

Naturel Pres Tuğla
// Natural Facing Brick



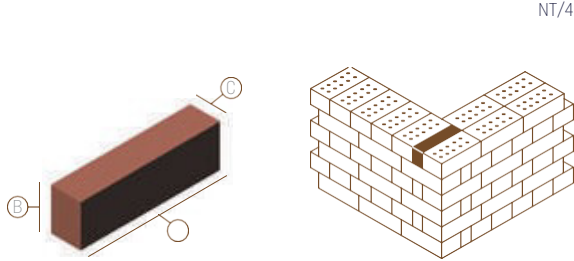
Ebatlar / Dimensions (mm)	A 215 x B 65 x C 102
Ağırlık / Weight	2350 gr.
Adet / Pieces (m ²)	60

Naturel Dolu Pres Tuğla
// Natural Facing Full Brick



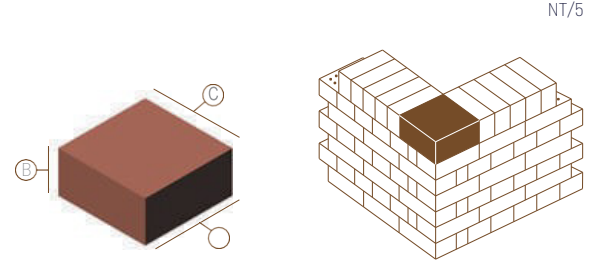
Ebatlar / Dimensions (mm)	A 215 x B 65 x C 102
Ağırlık / Weight	3150 gr.
Adet / Pieces (m ²)	60

Naturel Kılıcına Yarımlık Pres Tuğla
// Cuboid Facing Brick



Ebatlar / Dimensions (mm)	A 215 x B 65 x C 46
Ağırlık / Weight	1400 gr.
Adet / Pieces (m ²)	60

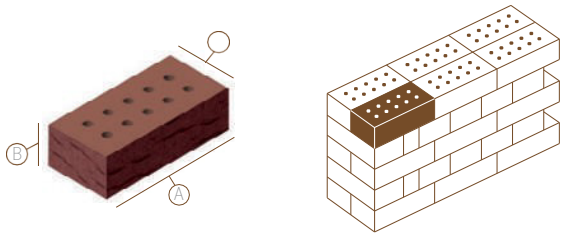
Naturel Köşe Dönüş ve Bitiş Pres Tuğla
// Corner Stop and Facing Brick



Ebatlar / Dimensions (mm)	A 215 x B 102 x C 215
Ağırlık / Weight	7000 gr.
Adet / Pieces (m ²)	5

Rustik Pres Tuđla
// Rustic Facing Brick

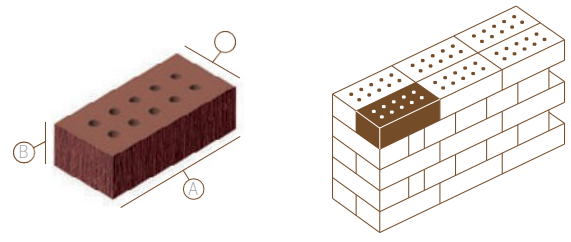
NT



Ebatlar / Dimensions (mm)	A 215 x B 65 x C 102
Ađırlık / Weight	2350 gr.
Adet / Pieces (m ²)	60

Sarkıt Pres Tuđla
// Stalacite Facing Brick

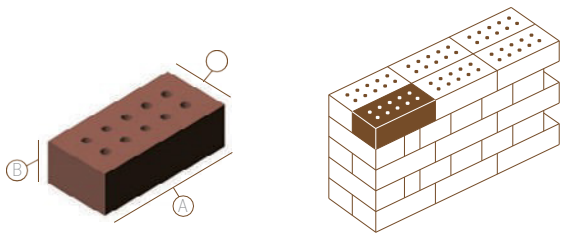
NT



Ebatlar / Dimensions (mm)	A 215 x B 65 x C 102
Ađırlık / Weight	2350 gr.
Adet / Pieces (m ²)	60

Gotik 5 cm Pres Tuđla
// Gothic 5 cm Facing Brick

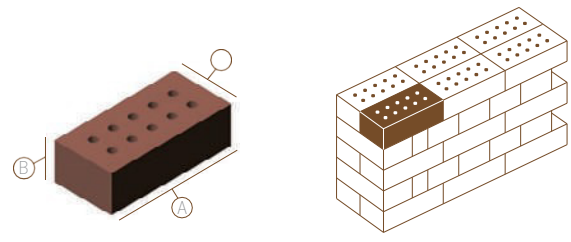
NT



Ebatlar / Dimensions (mm)	A 215 x B 50 x C 102
Ađırlık / Weight	1750 gr.
Adet / Pieces (m ²)	75

Gotik 6.5 cm Pres Tuđla
// Gothic 6.5 cm Facing Brick



NT



Ebatlar / Dimensions (mm)	A 215 x B 65 x C 102
Ađırlık / Weight	2250 gr.
Adet / Pieces (m ²)	60

PRES TUĞLA DOKULAR

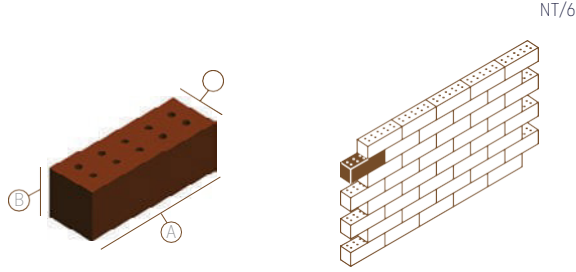
// FACING SLAB TEXTURES



JUMBO PRES TUĞLA

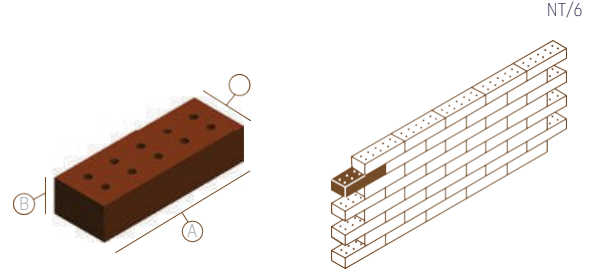
// JUMBO FACING BRICK

Jumbo 100 mm Pres Tuğla
// Jumbo 100 mm Facing Brick

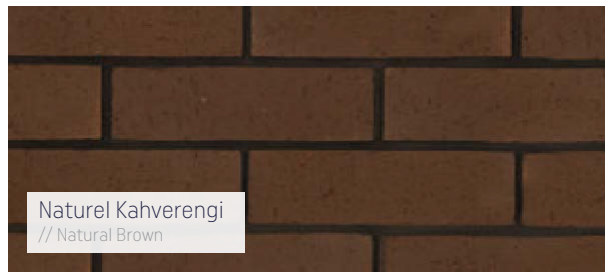


Ebatlar / Dimensions (mm)	A 290 x B 100 x C 102
Ağırlık / Weight	4700 gr.
Adet / Pieces (m ²)	30

Jumbo 65 mm Pres Tuğla
// Jumbo 65 mm Facing Brick



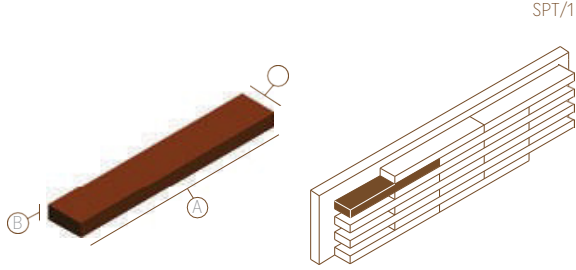
Ebatlar / Dimensions (mm)	A 290 x B 65 x C 102
Ağırlık / Weight	3000 gr.
Adet / Pieces (m ²)	45



SELÇUKLU PRES TUĞLA

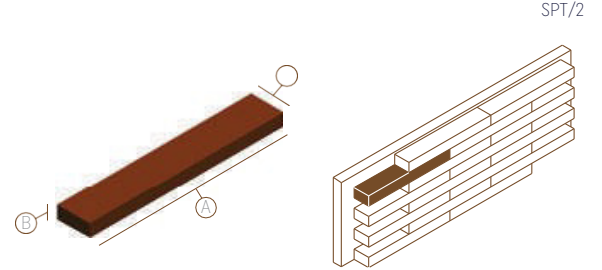
// SELJUK FACING BRICK

Selçuklu (Çubuk) Pres Tuğla
// Seljuk (Rod) Facing Brick



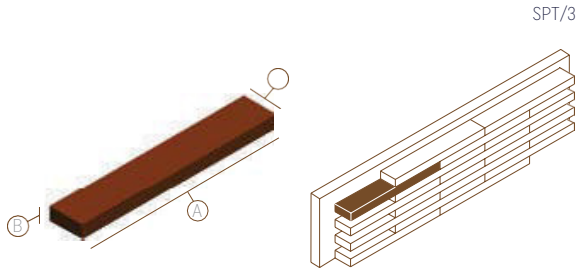
Ebatlar / Dimensions (mm)	A 240 x B 30 x C 50
Ağırlık / Weight	850 gr.
Adet / Pieces (m ²)	100

Selçuklu (Çubuk) Pres Tuğla
// Seljuk (Rod) Facing Brick




Ebatlar / Dimensions (mm)	A 300 x B 30 x C 50
Ağırlık / Weight	1000 gr.
Adet / Pieces (m ²)	81


Selçuklu (Çubuk) Pres Tuğla
// Seljuk (Rod) Facing Brick



Ebatlar / Dimensions (mm)	A 300 x B 20 x C 35
Ağırlık / Weight	450 gr.
Adet / Pieces (m ²)	108




NATUREL PRES TUĞLA
// NATURAL FACING BRICK





Ürün : NT/1 Renk : Anadolu Serisi Doku : Naturel
Product: NT/1 Colour: Anatolian Series Texture: Natural

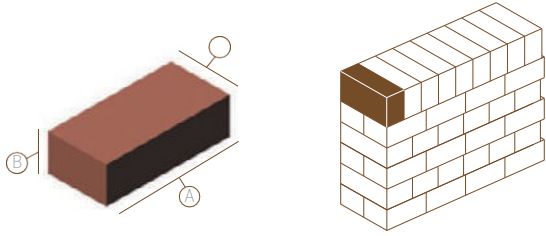


ANTİK PRES TUĞLA

// ANTIQUE FACING BRICK

Antik Pres Tuğla



// Antique Facing Brick



Ebatlar / Dimensions (mm) | A 215 x B 65 x C 40

Ağırlık / Weight | 950 gr.

Adet / Pieces (m²) | 56



“

%100 kil esaslı el yapımı Nordic Antik Tuğla serisi tamamen doğal renge sahip iç ve dış mekanlar için kullanılabilen bir üründür. Doğal görünümü sayesinde farklı malzemelerle mükemmel uyum gösterir.

// %100 handmade clay-based Nordic Antique Brick Slabs with completely natural color can be used for interior and exterior places. It shows perfect harmony with different materials because of its natural appearance.

”



Ürün : Antik Kaplama Tuğla
Product : Antique Brick Slab

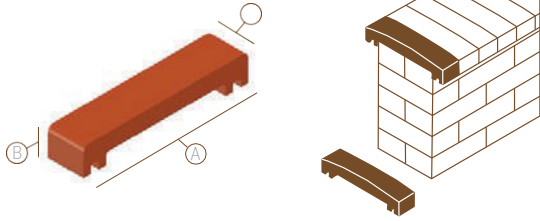
Renk : Kırmızı
Colour : Red

HARPUŞTA PRES TUĞLA

// SADDLEBACK COPING BRICK

Harpuşta Pres Tuğla Yassı (Dolu)
// Saddleback Coping Elliptical (Full)

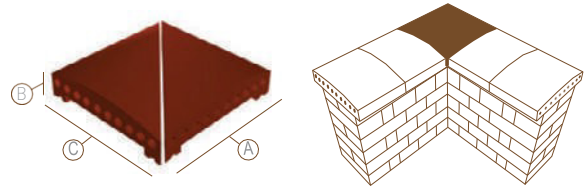
HE-YD



Ebatlar / Dimensions (mm)	A 305 x B 50 x C 65
Ağırlık / Weight	1500 gr.
Adet / Pieces (m ²)	13

Harpuşta Pres Tuğla Köşe Yassı
// Saddleback Coping Corner Flat

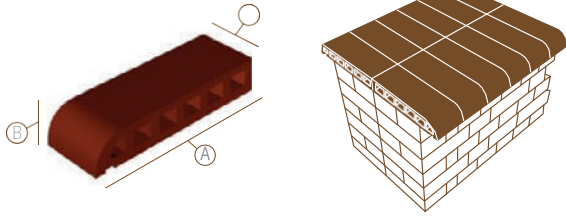
HE-Y KÖŞE



Ebatlar / Dimensions (mm)	A 300 x B 50 x C 300
Ağırlık / Weight	6400 gr.
Adet / Pieces (m ²)	-

Harpuşta Pres Tuğla Oval
// Saddleback Coping Elliptical

HOT-1



Ebatlar / Dimensions (mm)	A 300 x B 55 x C 100
Ağırlık / Weight	2500 - 2700 gr.
Adet / Pieces (m ²)	9

Kırmızı
// Red



HE-YD

Kahverengi
// Brown



HE-Y

Sarı
// Yellow



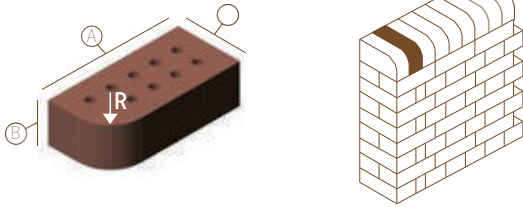
HOT-1

OVAL PRES TUĞLA

// OVAL FACING BRICK

Tek Burun Oval Pres Tuğla
// Single Bullnose Oval Facing Brick

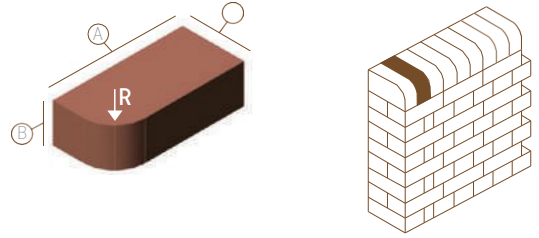
OT/1



Ebatlar / Dimensions (mm)	A 215 x B 65 x C 102 x R 51
Ağırlık / Weight	2350 gr.
Adet / Pieces (m ²)	13

Tek Burun Oval Dolu Pres Tuğla
// Single Bullnose Oval Facing Brick Full


OT/1-D



Ebatlar / Dimensions (mm)	A 215 x B 65 x C 102 x R 51
Ağırlık / Weight	3000 gr.
Adet / Pieces (m ²)	13

Çiç Burun Oval Pres Tuğla
// Double Bullnose Oval Facing Brick

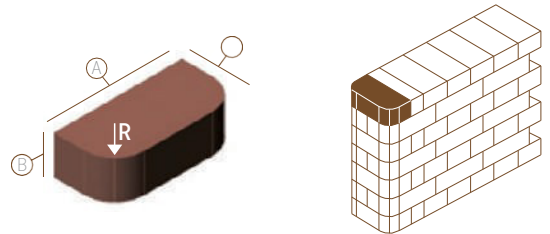
OT/2



Ebatlar / Dimensions (mm)	A 215 x B 65 x C 102 x R 51
Ağırlık / Weight	2350 gr.
Adet / Pieces (m ²)	13

Çiç Burun Oval Dolu Pres Tuğla
// Double Bullnose Oval Facing Brick Full

OT/2-D



Ebatlar / Dimensions (mm)	A 215 x B 65 x C 102 x R 51
Ağırlık / Weight	2900 gr.
Adet / Pieces (m ²)	13

Kahverengi
// Brown



OT/1

Sarı
// Yellow



OT/1-D

Kırmızı
// Red



OT/2

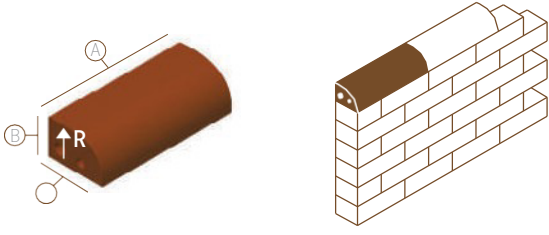
Kahverengi
// Brown



OT/2-D

Uzun Çeyrek Daire Pres Tuğla
// Long Stretcher on Flat Facing Brick

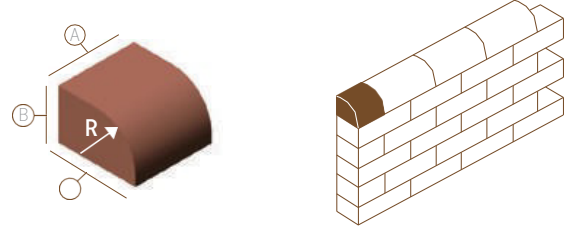
OT/3



Ebatlar / Dimensions (mm)	A 215 x B 65 x C 102 x R 51
Ağırlık / Weight	2320 gr.
Adet / Pieces (m ²)	5

Çeyrek Daire 1/2 Pres Tuğla Dolu
// Stretcher on Flat Facing Brick 1/2 Full

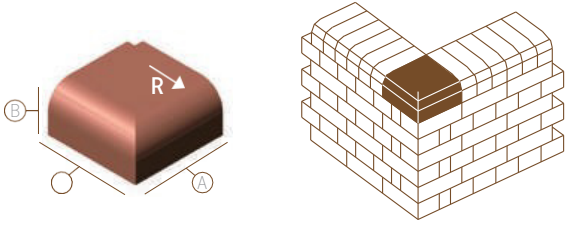
OT/3-D



Ebatlar / Dimensions (mm)	A 100 x B 65 x C 102 x R 51
Ağırlık / Weight	1500 gr.
Adet / Pieces (m ²)	9

Oval Köşe Pres Tuğla
// External Oval Corner on Edge Facing Brick

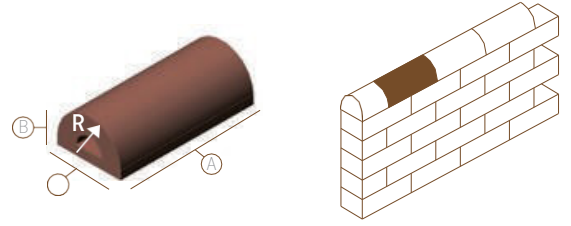
OT/4



Ebatlar / Dimensions (mm)	A 215 x B 102 x C 215 x R 51
Ağırlık / Weight	6000 gr.
Adet / Pieces (m ²)	-

Uzun Yarım Daire Pres Tuğla
// Long Double Street on Flat Facing Brick

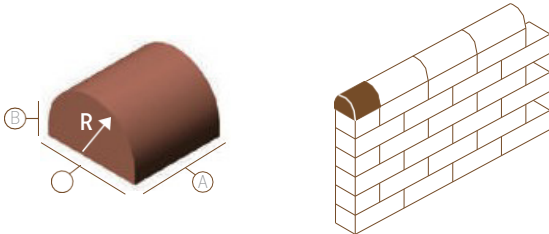
OT/5



Ebatlar / Dimensions (mm)	A 215 x B 65 x C 102 x R 51
Ağırlık / Weight	2250 gr.
Adet / Pieces (m ²)	5

Yarım 1/2 Pres Tuğla Dolu
// 1/2 On Flat Facing Brick Full

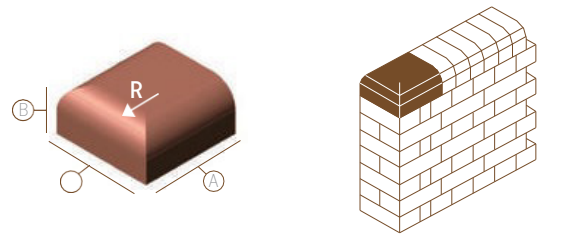
OT/5-D



Ebatlar / Dimensions (mm)	A 100 x B 65 x C 102 x R 51
Ağırlık / Weight	1200 gr.
Adet / Pieces (m ²)	9

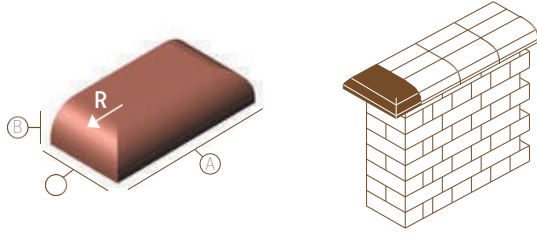
Oval Bitiş Pres Tuğla (Kalın)
// Stop and To Double Facing Brick (Thick)

OT/6



Ebatlar / Dimensions (mm)	A 215 x B 102 x C 215 x R 51
Ağırlık / Weight	6000 gr.
Adet / Pieces (m ²)	-

Oval Bitiş Pres Tuğla (İnce)
// Stop End to Double Facing Brick (Thin)



Ebatlar / Dimensions (mm)	A 301 x B 65 x C 146 x R 51
Ağırlık / Weight	3940 gr.
Adet / Pieces (m ²)	-

Kırmızı
// Red



0T/3

Kahverengi
// Brown



0T/3-D

Sarı
// Yellow



0T/4

Kırmızı
// Red



0T/5

Kırmızı
// Red



0T/5-D

Sarı
// Yellow



0T/6

Sarı
// Yellow




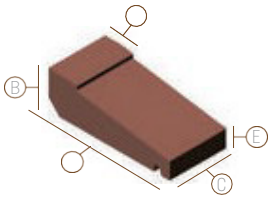
0T/7

DENİZLİK PRES TUĞLA

// TAPERED FACING BRICK

Denizlik Pres Tuğla (Küçük)
// Tapered Window Sill (Small)

DT/2



Ebatlar / Dimensions (mm)	A 215 x B 65 x C 100 x D 50 x E 30
Ağırlık / Weight	1950 gr.
Adet / Pieces (m ²)	9

Kırmızı
// Red



DT/2

Kahverengi
// Brown



DT/2

Sarı
// Yellow




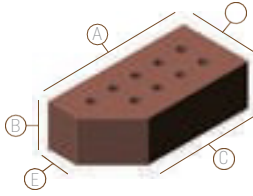
DT/2

KÖŞELİ PRES TUĞLA

// CORNER FACING BRICK

Tek Köşeli Bitiş Pres Tuğla
// Single Cant Facing Brick

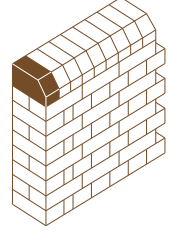
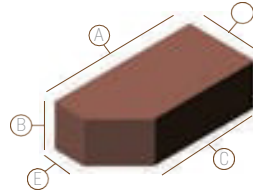
AKT/3



Ebatlar / Dimensions (mm)	A 215 x B 65 x C 159 x D 102 x E 46
Ağırlık / Weight	2150 gr.
Adet / Pieces (m ²)	13

Tek Köşeli Bitiş Dolu Pres Tuğla
// Single Cant Full Facing Brick Full


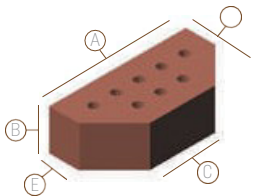
AKT/3-D



Ebatlar / Dimensions (mm)	A 215 x B 65 x C 159 x D 102 x E 46
Ağırlık / Weight	2900 gr.
Adet / Pieces (m ²)	13

Çi(Köşeli Bitiş Pres Tuğla
// Double Cant Facing Brick

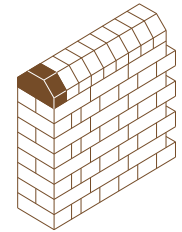
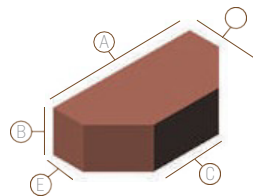
AKT/4



Ebatlar / Dimensions (mm)	A 215 x B 65 x C 103 x D 102 x E 46
Ağırlık / Weight	2050 gr.
Adet / Pieces (m ²)	13

Çi(Köşeli Bitiş Dolu Pres Tuğla
// Double Cant Facing Brick Full

AKT/4-D



Ebatlar / Dimensions (mm)	A 215 x B 65 x C 103 x D 102 x E 46
Ağırlık / Weight	2650 gr.
Adet / Pieces (m ²)	13

Kırmızı
// Red



AKT/3

Sarı
// Yellow



AKT/3-D

Kahverengi
// Brown



AKT/4

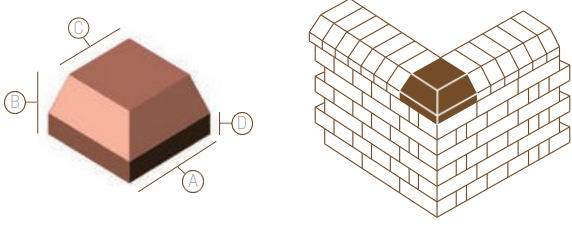
Kırmızı
// Red



AKT/4-D

Köşeli Dışbükey Dönüş Pres Tuğla
// Single Cant External Corner Facing Brick

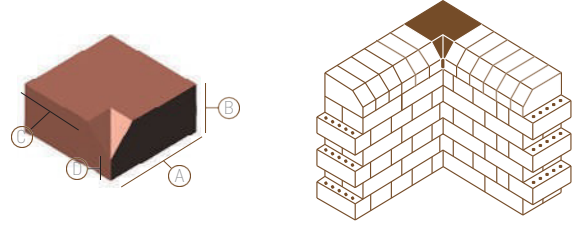
AKT/5



Ebatlar / Dimensions (mm)	A 215 x B 102 x C 159 x D 46
Ağırlık / Weight	6000 gr.
Adet / Pieces (m ²)	-

Köşeli İçbükey Dönüş Pres Tuğla
// Internal Stop and Facing Brick

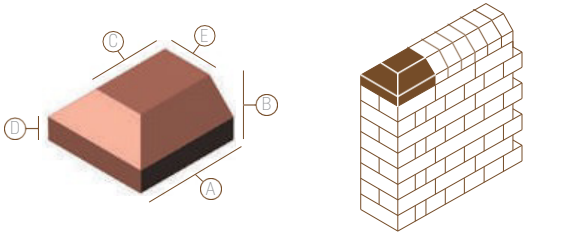
AKT/6



Ebatlar / Dimensions (mm)	A 215 x B 102 x C 159 x D 46
Ağırlık / Weight	7500 gr.
Adet / Pieces (m ²)	-

Köşeli Bitiş (Kalın) Pres Tuğla
// Double Stop and Facing Brick (Thick)

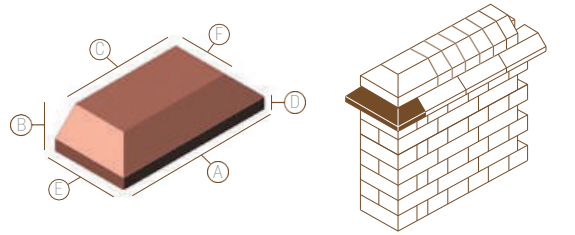
AKT/9



Ebatlar / Dimensions (mm)	A 215 x B 102 x C 159 x D 46 x E 103
Ağırlık / Weight	5750 gr.
Adet / Pieces (m ²)	-

Köşeli Bitiş İnce Pres Tuğla
// Plinth Stop and Facing Brick (Thin)

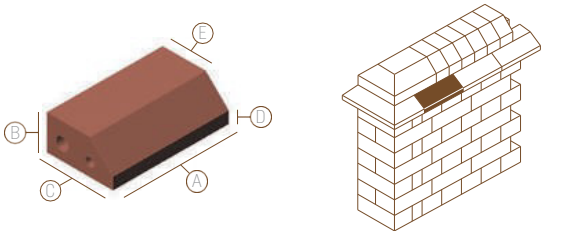
AKT/10



Ebatlar / Dimensions (mm)	A 301 x B 65 x C 215 x D 22 x E 146 x F 103
Ağırlık / Weight	4100 gr.
Adet / Pieces (m ²)	-

Tek Köşeli İnce Pres Tuğla
// Plinth Stretcher Facing Brick (Thin)

AKT/11



Ebatlar / Dimensions (mm)	A 215 x B 65 x C 123 x D 22 x E 80
Ağırlık / Weight	2880 gr.
Adet / Pieces (m ²)	5

Kırmızı
// Red



AKT/5

Sarı
// Yellow



AKT/6

Kırmızı
// Red



AKT/9

Kahverengi
// Brown



AKT/10

Kahverengi
// Brown



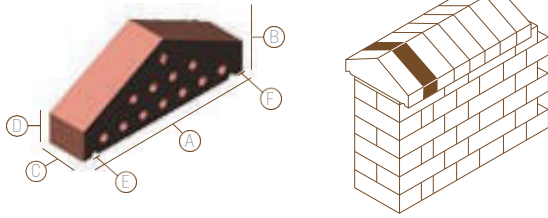
AKT/11

ÖZEL ÜRETİM PRES TUĞLA

// SPECIAL PRODUCTION FACING BRICK

Harpuşta Üçgen Pres Tuğla
// Saddleback Coping Triangle Facing Brick

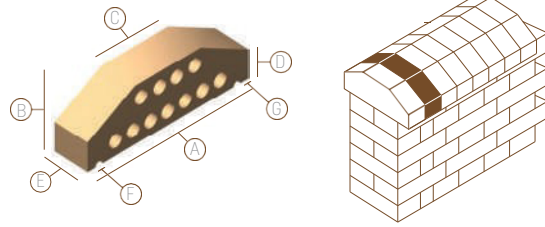
HE-Ü-10



Ebatlar / Dimensions (mm)	A 305 x B 130 x C 100 x D 50 x E 12 x F 12
Ağırlık / Weight	3500 gr.
Adet / Pieces (m ²)	9

Harpuşta Kesik Pres Tuğla
// Saddleback Coping Cut Facing Brick

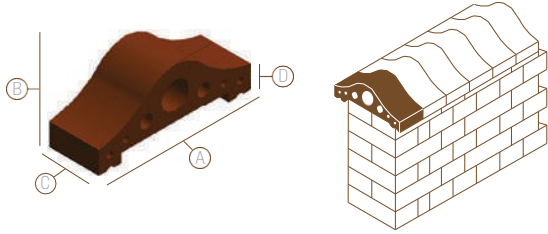
HE-K-10



Ebatlar / Dimensions (mm)	A 305 x B 100 x C 110 x D 50 x E 100 x F 12 x G 12
Ağırlık / Weight	3300 gr.
Adet / Pieces (m ²)	9

Harpuşta Oval Pres Tuğla
// Saddleback Coping Elliptical Facing Brick

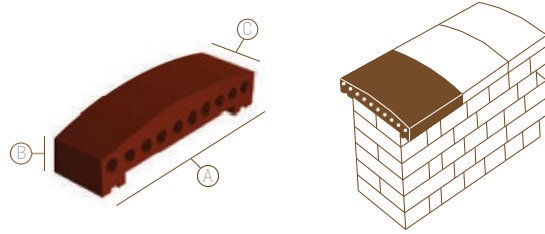
HE-O-10



Ebatlar / Dimensions (mm)	A 305 x B 100 x C 100 x D 45
Ağırlık / Weight	2900 gr.
Adet / Pieces (m ²)	9

Harpuşta Yassı Pres Tuğla
// Saddleback Coping Flat Facing Brick

HE-Y-10



Ebatlar / Dimensions (mm)	A 300 x B 50 x C 100
Ağırlık / Weight	2100 gr.
Adet / Pieces (m ²)	9

Sarı
// Yellow



HE-Ü-10

Kırmızı
// Red



HE-Ü-10

Kahverengi
// Brown



HE-Ü-10

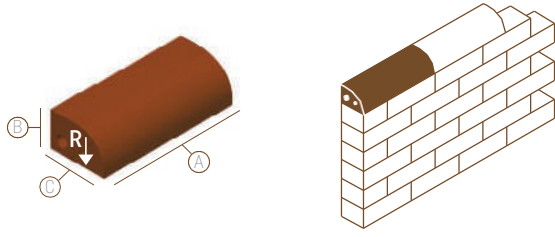
Sarı
// Yellow



HE-Y-10

Uzun Çeyrek Daire Pres Tuğla
// Long Stretcher On Flat Facing Brick (Long)

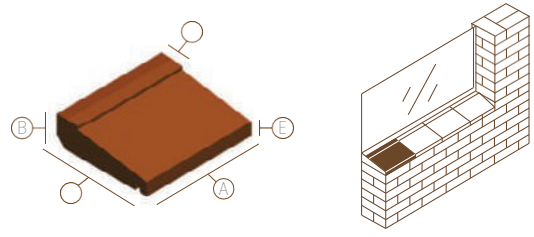
DT/3-30



Ebatlar / Dimensions (mm)	A 300 x B 65 x C 102 x R 51
Ağırlık / Weight	3390 gr.
Adet / Pieces (m ²)	3

Denizlik Pres Tuğla
// Tapered Window Sill Facing Brick

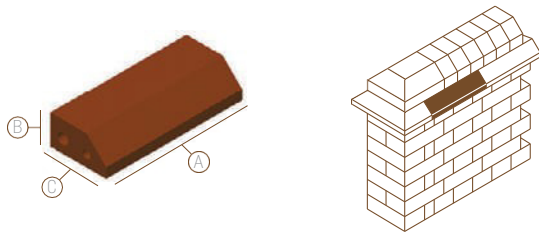
DT/2-20



Ebatlar / Dimensions (mm)	A 200 x B 65 x C 215 x D 50 x E 30
Ağırlık / Weight	3550 gr.
Adet / Pieces (m ²)	5

Uzun Tek Köşeli Pres Tuğla 30
// Plinth Stretcher 30 Facing Brick (Long)

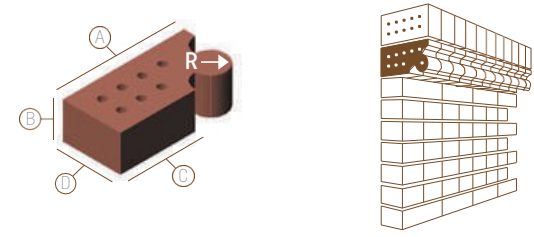
AKT/11-30



Ebatlar / Dimensions (mm)	A 300 x B 65 x C 123
Ağırlık / Weight	3950 gr.
Adet / Pieces (m ²)	3

Silme Pres Tuğla
// Special Radial Lintel Facing Brick

ÖDT/1



Ebatlar / Dimensions (mm)	A 215 x B 65 x C 140 x D 102 x R 20
Ağırlık / Weight	2150 gr.
Adet / Pieces (m ²)	13

Kırmızı
// Red



DT/3-30

Kahverengi
// Brown



DT/2-20

Sarı
// Yellow



AKT/11-30


Kırmızı
// Red



ÖDT-1

NORMAL PRES TUĞLA
// NORMAL FACING BRICK





Ürün : NT6	Renk : Anadolu Serisi	Doku : Naturel
Product: NT6	Colour : Anatolian Series	Texture: Natural



“ Oranları, standa) ölçülerden daha farklıdır. Özellikler balkon parapetlerinde tercih edilir.

// Dimensions are different than standard productions. Especially, special production facing bricks are preferred for the balcony parameters.

”



Ürün : 19x19x5
Product: 19x19x5

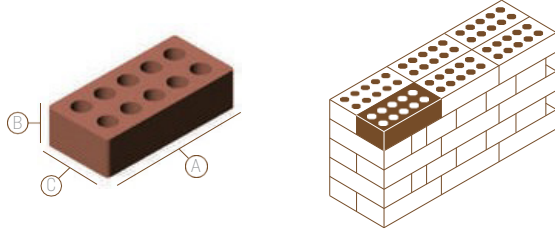
Renk : Anadolu Serisi
Colour : Anatolian Series

Doku : Naturel
Texture: Natural

19x9x5 PRES TUĞLA

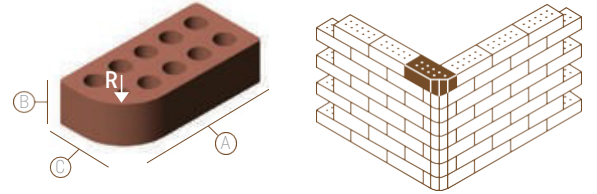
// 19x9x5 FACING BRICK

Naturel 19x9x5 Pres Tuğla
// Natural 19x9x5 Facing Brick



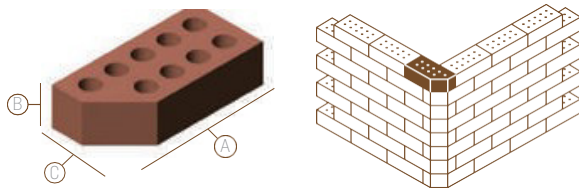
Ebatlar / Dimensions (mm)	A 190 x B 50 x C 90
Ağırlık / Weight	1350 gr.
Adet / Pieces (m ²)	83

Naturel 19x9x5 Oval Pres Tuğla
// Natural 19x9x5 Oval Facing Brick



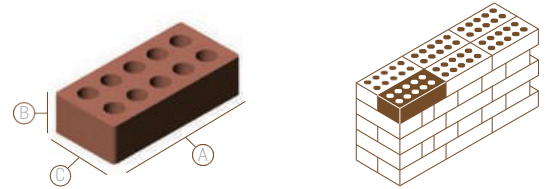
Ebatlar / Dimensions (mm)	A 190 x B 50 x C 90 x R 50
Ağırlık / Weight	1300 gr.
Adet / Pieces (m ²)	16

Naturel 19x9x5 Köşeli Pres Tuğla
// Natural 19x9x5 Cornered Facing Brick



Ebatlar / Dimensions (mm)	A 190 x B 50 x C 90
Ağırlık / Weight	1300 gr.
Adet / Pieces (m ²)	16

Naturel 19x9x8.5 Modüler Pres Tuğla
// Natural 19x9x8.5 Modular Facing Brick



Ebatlar / Dimensions (mm)	A 190 x B 85 x C 90
Ağırlık / Weight	2250 gr.
Adet / Pieces (m ²)	50

Sarı
// Yellow



19x9x5

Kırmızı
// Red



19x9x5

Kahverengi
// Brown



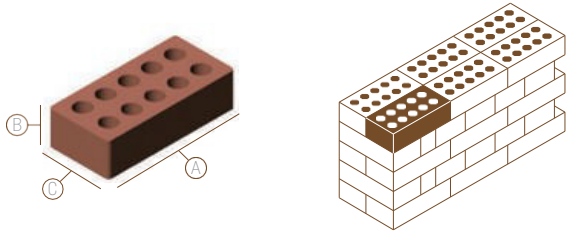
19x9x5

Kırmızı
// Red



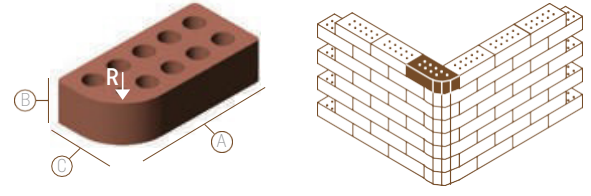
19x9x8.5

Düz 19x9x5 Pres Tuğla
// Classic 19x9x5 Facing Brick



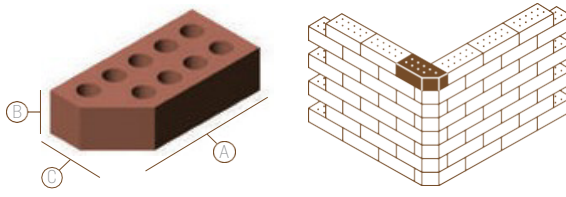
Ebatlar / Dimensions (mm)	A 190 x B 50 x C 90
Ağırlık / Weight	1350 gr.
Adet / Pieces (m ²)	83

Düz 19x9x5 Oval Pres Tuğla
// Natural 19x9x5 Oval Facing Brick



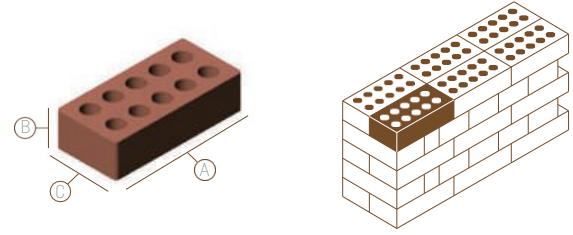
Ebatlar / Dimensions (mm)	A 190 x B 50 x C 90 x R 50
Ağırlık / Weight	1300 gr.
Adet / Pieces (m ²)	16

Düz 19x9x5 Köşeli Pres Tuğla
// Classic 19x9x5 Corner Facing Brick



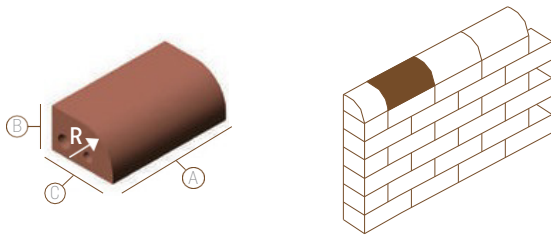
Ebatlar / Dimensions (mm)	A 190 x B 50 x C 90
Ağırlık / Weight	1300 gr.
Adet / Pieces (m ²)	16

Düz 19x9x8.5 Modüler Pres Tuğla
// Classic 19x9x8.5 Modular Facing Brick



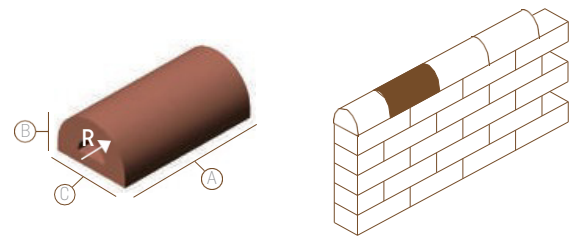
Ebatlar / Dimensions (mm)	A 190 x B 85 x C 90
Ağırlık / Weight	2250 gr.
Adet / Pieces (m ²)	50

19x9x5 Uzun Çeyrek Daire Pres Tuğla
// 19x9x5 Long Quarter Circle Facing Brick



Ebatlar / Dimensions (mm)	A 190 x B 50 x C 90 x R 45
Ağırlık / Weight	1450 gr.
Adet / Pieces (m ²)	5

19x9x5 Uzun Yarım Daire Pres Tuğla
// 19x9x5 Long Half Circle Facing Brick



Ebatlar / Dimensions (mm)	A 190 x B 50 x C 90 x R 45
Ağırlık / Weight	1300 gr.
Adet / Pieces (m ²)	5

Kırmızı
// Red



19x9x5

Kahverengi
// Brown



19x9x5

Kırmızı
// Red



19x9x5

Kahverengi
// Brown



19x9x5

Sarı
// Yellow



19x9x5

Kırmızı
// Red



19x9x5

NATUREL PRES TUĞLA

// NATURAL FACING BRICK

Naturel Pres Tuğla
// Natural Facing Brick



Ebatlar (mm): A 215 x B 65 x C 102
// Dimensions (mm):

NT


Naturel Dolu Pres Tuğla
// Natural Full Facing Brick



Ebatlar (mm): A 215 x B 65 x C 102
// Dimensions (mm):

NT/1

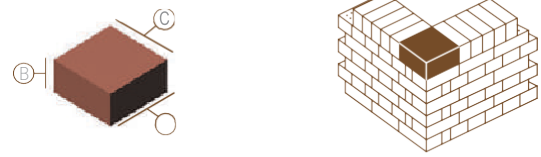
Naturel Kılıcına Yarım Pres Tuğla
// Natural Cuboid Facing Brick



Ebatlar (mm): A 215 x B 65 x C 46
// Dimensions (mm):

NT/4

Naturel Köşe Dönüş ve Bitiş Pres Tuğlası
// Natural Stop and Finishing Facing Brick



Ebatlar (mm): A 215 x B 102 x C 215
// Dimensions (mm):

NT/5

Rustik Pres Tuğla
// Rustic Facing Brick



Ebatlar (mm): A 215 x B 50 x C 102
// Dimensions (mm):

NT


Sarkit Pres Tuğla
// Stalactite Facing Brick



Ebatlar (mm): A 215 x B 65 x C 102
// Dimensions (mm):

NT

Gotik 5 cm Pres Tuğla
// Gothic 5 cm Facing Brick



Ebatlar (mm): A 215 x B 50 x C 102
// Dimensions (mm):

NT

Gotik 6.5 cm Pres Tuğla
// Gothic 6.5 cm Facing Brick



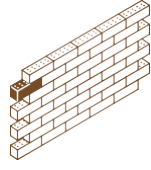
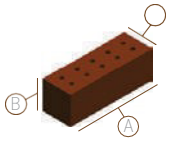
Ebatlar (mm): A 215 x B 65 x C 102
// Dimensions (mm):

NT

JUMBO PRES TUĞLA

// JUMBO FACING BRICK

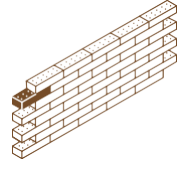
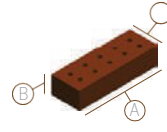
Jumbo 100 mm Pres Tuğla
// Jumbo 100 mm Facing Brick



Ebatlar (mm): A 290 x B 100 x C 102
// Dimensions (mm):

NT/6

Jumbo 65 mm Pres Tuğla
// Jumbo 65 mm Facing Brick



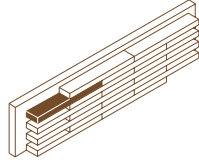
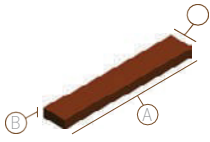
Ebatlar (mm): A 290 x B 65 x C 102
// Dimensions (mm):

NT/6

SELÇUKLU PRES TUĞLA

// SELJUK FACING BRICK

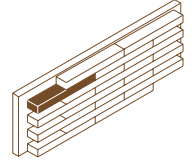
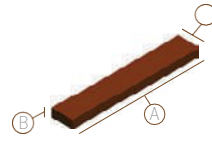
Selçuklu (Çubuk) Pres Tuğla
// Seljuk (Rod) Facing Brick



Ebatlar (mm): A 240 x B 30 x C 50
// Dimensions (mm):

SPT/1

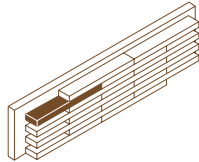
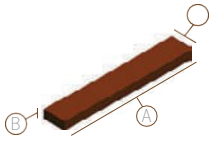
Selçuklu (Çubuk) Pres Tuğla
// Seljuk (Rod) Facing Brick



Ebatlar (mm): A 300 x B 30 x C 50
// Dimensions (mm):

SPT/2

Selçuklu (Çubuk) Pres Tuğla
// Seljuk (Rod) Facing Brick




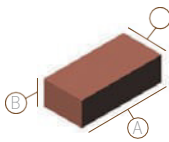
Ebatlar (mm): A 300 x B 20 x C 35
// Dimensions (mm):

SPT/3

ANTİK PRES TUĞLA

// ANTIQUE FACING BRICK

Antik Pres Tuğla
// Antique Facing Brick




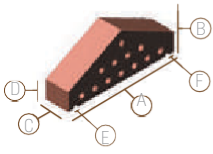
Ebatlar (mm): A 215 x B 40 x C 65
// Dimensions (mm):

HARPUŞTA PRES TUĞLA

// SADDLEBACK FACING BRICK

Harpuşta Üçgen Pres Tuğla

// Saddleback Coping Triangle Facing Brick

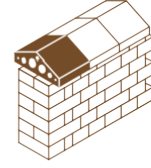
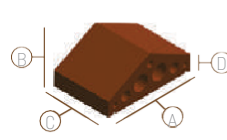


Ebatlar (mm): A 305 x B 130 x C 100 x
// Dimensions (mm): D 50 x E 12 x F 12

HE-Ü-10

Harpuşta Üçgen Pres Tuğla

// Saddleback Coping Triangle Facing Brick

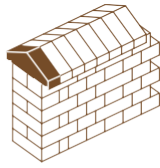
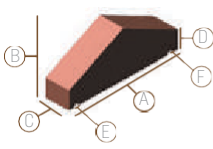


Ebatlar (mm): A 305 x B 130 x C 200 x
// Dimensions (mm): D 50

HE-Ü-20

Harpuşta Üçgen Dolu Pres Tuğla

// Saddleback Coping Triangle Full Facing Brick

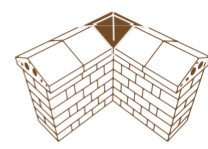
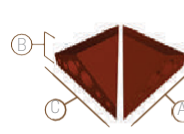


Ebatlar (mm): A 305 x B 130 x C 65 x
// Dimensions (mm): D 50 x E 12

HE-Ü-D

Harpuşta Üçgen Köşe Pres Tuğla

// Saddleback Coping Corner Triangle Facing Brick

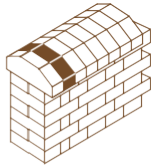
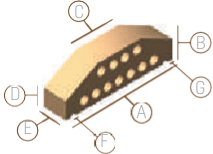


Ebatlar (mm): A 305 x B 130 x C 305
// Dimensions (mm):

HE-Ü-Köşe/
Corner

Harpuşta Kesik Pres Tuğla

// Saddleback Coping Cut Facing Brick

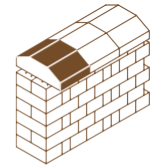


Ebatlar (mm): A 305 x B 100 x C 110
// Dimensions (mm): D 50 x E 100 x F 12 x G 12

HE-K-10

Harpuşta Kesik Pres Tuğla

// Saddleback Coping Cut Facing Brick

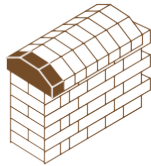
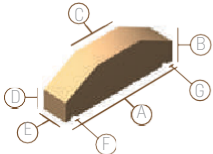


Ebatlar (mm): A 305 x B 100 x C 200 x D 50
// Dimensions (mm):

HE-K-20

Harpuşta Kesik Pres Tuğla

// Saddleback Coping Cut Facing Brick

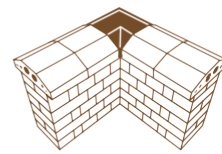
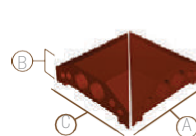


Ebatlar (mm): A 305 x B 100 x C 110
// Dimensions (mm): D 50 x E 65 x F 12 x G 12

HE-KD

Harpuşta Kesik Köşe Pres Tuğla

// Saddleback Coping Cut Corner Facing Brick

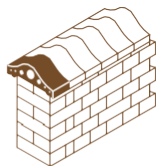
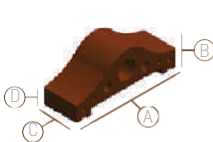


Ebatlar (mm): A 305 x B 100 x C 305
// Dimensions (mm):

HE-K-Köşe/
Corner

Harpuşta Oval Pres Tuğla

// Saddleback Coping Oval Facing Brick


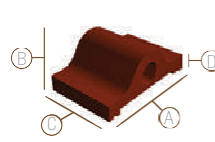


Ebatlar (mm): A 305 x B 100 x C 100
// Dimensions (mm): D 45

HE-O

Harpuşta Oval Pres Tuğla

// Saddleback Coping Oval Facing Brick



Ebatlar (mm): A 305 x B 100 x C 200 x D 45
// Dimensions (mm):

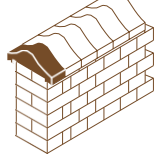
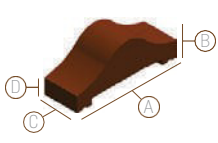
HE-O-20

HARPUŐTA PRES TUĐLA

// SADDLEBACK FACING BRICK

HarpuŐta Oval Pres Tuđla

// Saddleback Coping Oval Facing Brick

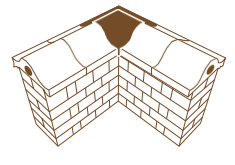
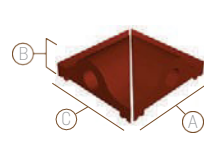


Ebatlar (mm): A 305 x B 65 x C 100 x
// Dimensions (mm): D 45

HE-OD

HarpuŐta Oval KŐŐe Pres Tuđla

// Saddleback Coping Oval Corner Facing Brick

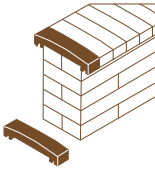
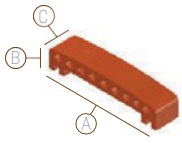


Ebatlar (mm): A 305 x B 100 x C 305 x D 45
// Dimensions (mm):

HE-O-KŐŐe/
Corner

HarpuŐta Pres Tuđla Yassı

// Saddleback Coping Flat Facing Brick

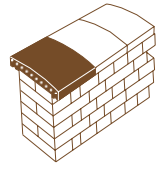
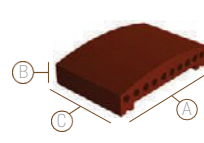


Ebatlar (mm): A 300 x B 50 x C 65
// Dimensions (mm):

HE-Y

HarpuŐta Pres Tuđla Yassı

// Saddleback Coping Flat Facing Brick

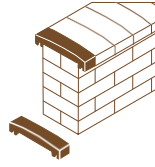
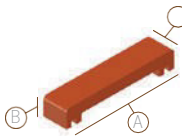


Ebatlar (mm): A 300 x B 50 x C 200
// Dimensions (mm):

HE-Y-20

HarpuŐta Pres Tuđla Yassı (Dolu)

// Saddleback Coping Flat Facing Brick (Full)

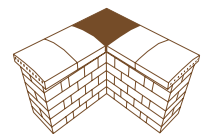
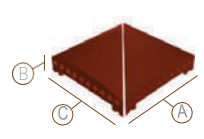


Ebatlar (mm): A 300 x B 50 x C 65
// Dimensions (mm):

HE-YD

HarpuŐta Pres Tuđla Yassı KŐŐe

// Saddleback Coping Corner Flat Facing Brick


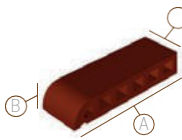


Ebatlar (mm): A 300 x B 50 x C 300
// Dimensions (mm):

HE-Y

HarpuŐta Oval Pres Tuđla

// Saddleback Coping Elliptical Facing Brick

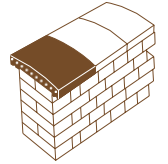
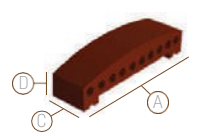


Ebatlar (mm): A 300 x B 55 x C 100
// Dimensions (mm):

HE-O

HarpuŐta Yassı Pres Tuđla

// Saddleback Coping Flat Facing Brick




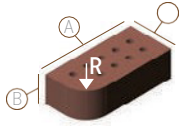
Ebatlar (mm): A 300 x B 50 x C 100
// Dimensions (mm):

HE-Y-10

OVAL PRES TUĞLA

// BULLHOSE FACING BRICK


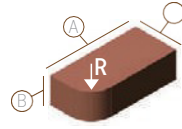
Tek Burun Oval Pres Tuğla
// Single Bullnose Ova Facing Brick



Ebatlar (mm): A 215 x B 65 x C 102 x R 21
// Dimensions (mm):

OT/1


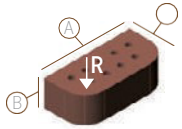
Tek Burun Oval Dolu Pres Tuğla
// Single Bullnose Oval Full Facing Brick



Ebatlar (mm): A 215 x B 65 x C 102 x R 51
// Dimensions (mm):

OT/1-D


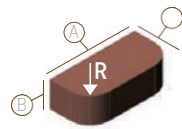
Çiç Burun Oval Pres Tuğla
// Double Bullnose Oval Facing Brick



Ebatlar (mm): A 215 x B 65 x C 102 x R 21
// Dimensions (mm):

OT/2

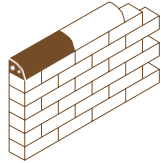
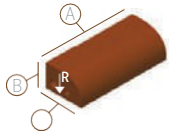
Çiç Burun Oval Dolu Pres Tuğla
// Stretcher On Flat 1/2 Full Facing Brick



Ebatlar (mm): A 215 x B 65 x C 102 x R 21
// Dimensions (mm):

OT/2-D

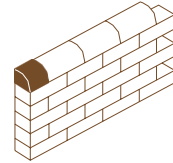
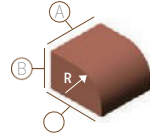
Uzun Çeyrek Daire Pres Tuğla
// Long Stretcher On Flat Facing Brick



Ebatlar (mm): A 215 x B 65 x C 102 x R 51
// Dimensions (mm):

OT/3

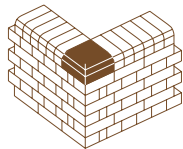
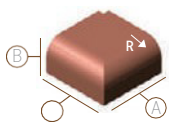
Çeyrek Daire 1/2 Pres Tuğla Dolu
// Stretcher On Flat 1/2 Full Facing Brick



Ebatlar (mm): A 100 x B 65 x C 102 x R 51
// Dimensions (mm):

OT/3-D


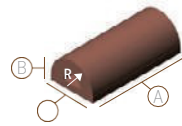
Oval Köşe Pres Tuğla
// External Oval Corner On Edge Facing Brick



Ebatlar (mm): A 215 x B 102 x C 215 x R 51
// Dimensions (mm):

OT/4

Uzun Yarım Daire Pres Tuğla
// Long Double Street On Flat Facing Brick



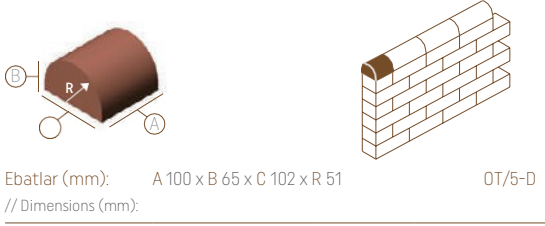
Ebatlar (mm): A 215 x B 65 x C 215 x R 51
// Dimensions (mm):

OT/5


OVAL PRES TUĞLA

// BULLHOSE FACING BRICK


Yarım 1/2 Pres Tuğla Dolu
// 1/2 On Flat Full Facing Brick



Oval Bitiş Pres Tuğla (Kalın)
// Stop end To Double Facing Brick (Thick)



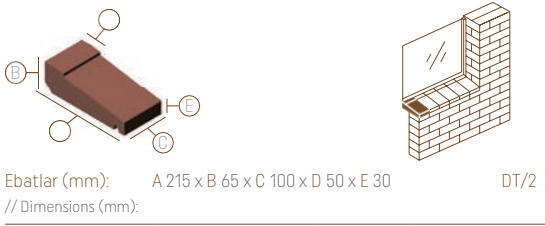
Oval Bitiş Pres Tuğla (İnce)
// Stop end To Facing Brick (Thin)



DENİZLİK PRES TUĞLA

// TAPERED FACING BRICK

Denizlik Pres Tuğla (Küçük)
// Tapered Window Sill (Small)




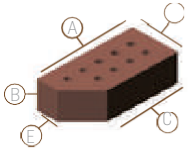
KÖŞELİ PRES TUĞLA

// CORNER FACING BRICK

Bilinmeyen Ölçüler. Fabrikadan bekleniyor.

Tek Köşeli Bitiş Pres Tuğla

// Single Cant Facing Brick


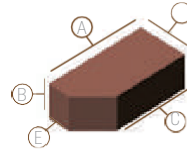


Ebatlar (mm): A 215 x B 65 x C 159 x D 102 x E 46
// Dimensions (mm):

AKT/3

Tek Köşeli Bitiş Dolu Pres Tuğla

// Single Cant Full Facing Brick


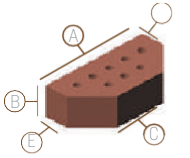


Ebatlar (mm): A 215 x B 65 x C 159 x D 102 x E 46
// Dimensions (mm):

AKT/3-D

Çi(Köşeli Bitiş Pres Tuğla

// Double Cant Facing Brick


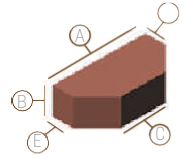


Ebatlar (mm): A 215 x B 102 x C 103 x
// Dimensions (mm): D 65 x E 46

AKT/4

Çi(Köşeli Bitiş Dolu Pres Tuğla

// Double Cant Full Facing Brick

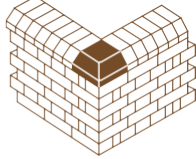
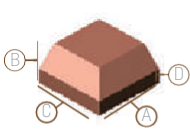


Ebatlar (mm): A 215 x B 102 x C 103 x
// Dimensions (mm): D 65 x E 46

AKT/4-D

Köşeli Dışbükey Dönüş Pres Tuğla

// Single Cant External Corner Facing Brick

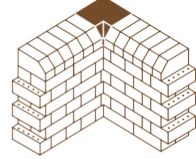
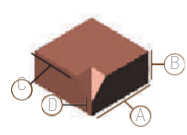


Ebatlar (mm): A 215 x B 159 x C 102 x D 46
// Dimensions (mm):

AKT/5

Köşeli İç bükey Dönüş Pres Tuğla

// Internal Stop and Facing Brick


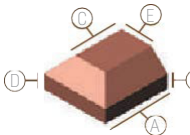


Ebatlar (mm): A 215 x B 102 x C 159 x
// Dimensions (mm): D 46

AKT/6

Köşeli Bitiş Kalın Pres Tuğla

// Double Stop and Thick Facing Brick

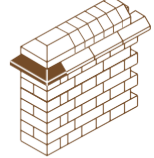
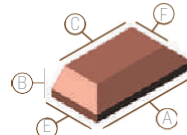


Ebatlar (mm): A 215 x B ? x C ? x D ? x E ?
// Dimensions (mm):

AKT/9

Köşeli Bitiş İnce Pres Tuğla

// Plinth Stop and Thin Facing Brick

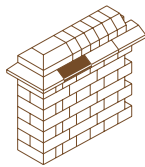
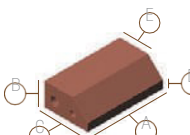


Ebatlar (mm): A 301 x B 65 x C 215 x D 22 x E 146 x
// Dimensions (mm): F 103

AKT/10

Tek Köşeli İnce Pres Tuğla

// Plinth Stop and Thin Facing Brick



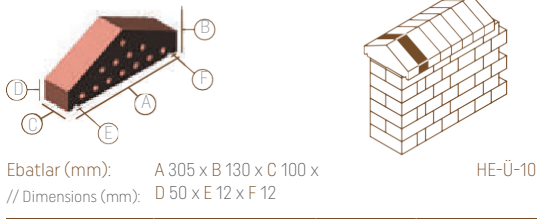
Ebatlar (mm): A 215 x B 60 x C 123 x
// Dimensions (mm): D 22 x E 80

AKT/11

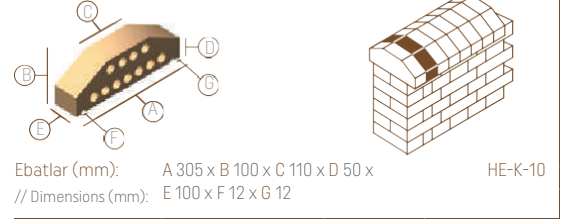
ÖZEL ÜRETİM PRES TUĞLA

// SPECIAL PRODUCTION FACING BRICK

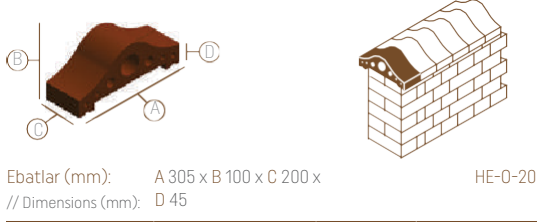
Harpuşta Üçgen Pres Tuğla
// Saddleback Coping Triangle Facing Brick



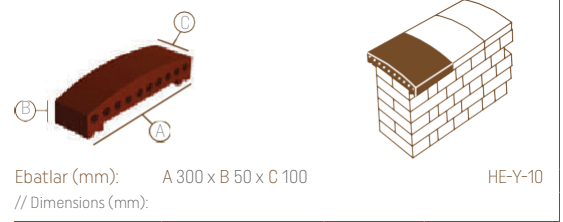
Harpuşta Kesik Pres Tuğla
// Saddleback Coping Cut Facing Brick



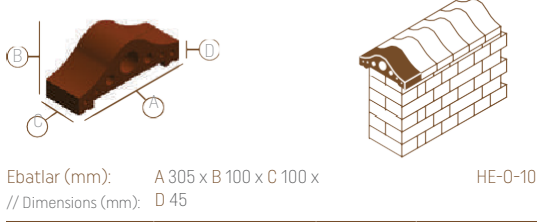
Harpuşta Oval Pres Tuğla
// Tapered Window Sill Facing Brick



Harpuşta Yassı Pres Tuğla
// Saddleback Coping Flat Facing Brick



Harpuşta Oval Pres Tuğla
// Saddleback Coping Elliptical Facing Brick



Uzun Çeyrek Daire Pres Tuğla
// Long Stretcher On Flat Facing Brick



Denizlik Pres Tuğla
// Tapered Window Sill Facing Brick



Uzun Tek Köşeli Pres Tuğla 30
// Plinth Stretcher 30 Facing Brick



Silme Pres Tuğla
// Special Radial Lintel Facing Brick



19x9x5 PRES TUĞLA

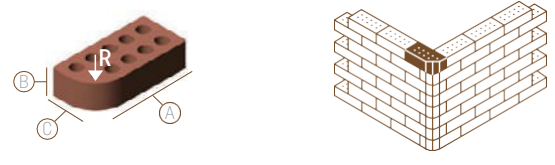
// 19x9x5 FACING BRICK

Naturel 19x9x5 Pres Tuğla
// Natural 19x9x5 Facing Brick



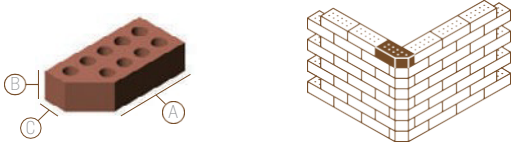
Ebatlar (mm): A 190 x B 50 x C 90
// Dimensions (mm):

Naturel 19x9x5 Oval Pres Tuğla
// Natural 19x9x5 Oval Facing Brick



Ebatlar (mm): A 190 x B 50 x C 90 x R 50
// Dimensions (mm):

Naturel 19x9x5 Köşeli Pres Tuğla
// Natural 19x9x5 Corner Facing Brick



Ebatlar (mm): A 190 x B 50 x C 90
// Dimensions (mm):

Naturel 19x9x8.5 Modüler Pres Tuğla
// Natural 19x9x8.5 Modular Facing Brick




Ebatlar (mm): A 190 x B 85 x C 90
// Dimensions (mm):

Düz 19x9x5 Pres Tuğla
// Classic 19x9x5 Facing Brick



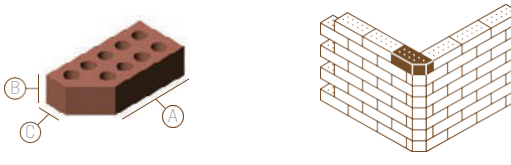
Ebatlar (mm): A 190 x B 50 x C 90
// Dimensions (mm):

Düz 19x9x5 Oval Pres Tuğla
// Classic 19x9x5 Oval Facing Brick



Ebatlar (mm): A 190 x B 50 x C 90 x R 50
// Dimensions (mm):

Düz 19x9x5 Köşeli Pres Tuğla
// Classic 19x9x5 Corner Facing Brick



Ebatlar (mm): A 190 x B 50 x C 90
// Dimensions (mm):

Düz 19x9x8.5 Modüler Pres Tuğla
// Classic 19x9x8.5 Modular Facing Brick



Ebatlar (mm): A 190 x B 85 x C 90
// Dimensions (mm):

19x9x5 Uzun Çeyrek Daire Pres Tuğla
// 19x9x5 Long Quarter Circle Facing Brick



Ebatlar (mm): A 190 x B 50 x C 90 x R 45
// Dimensions (mm):

19x9x5 Uzun Yarım Daire Pres Tuğla
// 19x9x5 Long Half Circle Facing Brick



Ebatlar (mm): A 190 x B 50 x C 90 x R 45
// Dimensions (mm):

“ Farklı profilleri nedeniyle harpuřta olarak ya da sve, silme detaylarında tercih edilir.

// Due to different profiles, tapered facing brick is preferred in column title details as jambs or saddleback.

”



rn : NT
Product : NT

Renk : Anadolu Serisi
Colour : Anatolian Series

Doku : Naturel
Texture : Natural

GENEL BİLGİLER

// GENERAL INFORMATIONS

ÜRÜN // PRODUCT	NT
Genel Tanım // General Description	Düşey delikli, taşıyıcı olan, kategori II, korunmamış kil kagir birim Category II, vertically perforated, load bearing unprotected clay masonry unit.
Standart Ölçüler // Standard Dimensions	215 x 102 x 65 mm
Boyut Toleransı (HD Birimler) Kategori T2 // Dimensional Tolerance (HD Units) Category T2	T2 ± 0,25 √ Anma boyutu (mm) veya 2 mm'den hangisi daha büyükse T2 ± 0,25 √ Nominal Size (mm) or 2 mm, whichever is greater TS EN 771-1 3,67 mm 2,52 mm 2,02 mm Nordic 3,40 mm 2,20 mm 2,00 mm
Aralık Kategori R2 // Space Category R2	R2 0,3 √ Anma boyutu (mm) R2 0,3 √ Nominal Size (mm) TS EN 771-1 4,40 mm 3,03 mm 2,42 mm Nordic 4,00 mm 3,00 mm 2,00 mm
Döşeme Yüzeylerinin Düzlükten Sapması // Deviation from Flatness rate of Coating Surfaces	TS EN 771-1 Madde 5.3.1.2.4. Sapma maksimum: 2,0 mm TS EN 771-1 A)icle 5.3.1.2.4. Deviation maximum: 2,0 mm
Döşeme Yüzeylerinin Düzlemsel Paralellliği // Planar Parallelism Of Coating Surfaces	TS EN 771-1 Madde 5.3.1.2.5 Sapma maksimum: 2,0 mm TS EN 771-1 A)icle 5.3.1.2.4. Deviation maximum: 2,0 mm
Su Emme Oranı // Water Absorption Rate	TS EN 771-1 Madde 5.3.7.2 'ye göre max. %8 Nordic Maksimum: %7 (Ortalama: %6) TS EN 771-1 Maximum 8% according to A)icle 5.3.7.2: Nordic Maksimum: %7 (Average: %6)
Brüt Kuru Birim Hacim Kütlesi // Gross Dry Bulk Density	TS EN 771-1 Madde 5.3.3.1 Tolerans Kategorisi: D1 TS EN 771-1 Ortalama: 1640 kg/m³ ± %10 Nordic Ort. 1660 kg/m³ TS EN 771-1 Madde 5.3.3.1 Tolerance Category: D1 TSEN 771-1 Average: 1640 kg/m³ ± %10 Nordic Ort. 1660 kg/m³
Net Kuru Birim Hacim Kütlesi // Net Dry Bulk Density	TS EN 771-1 Madde 5.3.3.2 Tolerans Kategorisi: D1 TS EN 771-1 Ortalama: 2100 kg/m³ ± %10 Nordic Ort. 2180 kg/m³ TS EN 771-1 A)icle 5.3.3.2 Tolerance Category: D1 TSEN 771-1 Average: 2100 kg/m³ ± %10 Nordic Average: 2180 kg/m³
Basınç Dayanımı // Pressure Resistance	TS EN 771-1 Madde 5.3.4 Karakteristik Ortalama: 45 N/mm² Nordic Karakteristik Ortalama: 50 N/mm² TS EN 771-1 Madde 5.3.4 Average Characteristic: 45 N/mm² Nordic Average Characteristic: 50 N/mm²
Isıl Davranış Özellikleri // Thermal Behavior Properties	TS EN 771-1 Madde 5.3.5 Maksimum: 0,490 W/mK Nordic Maksimum: 0,476 W/mK TS EN 771-1 A)icle 5.3.5 Maximum: 0,490 W/mK Nordic Maximum: 0,476 W/mK
Dayanıklılık // Durability	TS EN 771-1 Madde 5.3.6 F2 şiddetli ortam TS EN 771-1 A)icle 5.3.6 F2 severe environment
Yangına Direnç // Resistance to Fire	TS EN 771-1 Madde 5.3.1.1 Yangın sınıfı A1 TS EN 771-1 A)icle 5.3.1.1 Fire class A1
Renk Dağılımı // Color Distribution	Üretici, farklı tonlardaki tuğlaları fabrikada karışık olarak bir arada paletler, ancak duvar ustaları duvar boyunca bu farklı tonların dağılımının dengeli bir şekilde yapılmasına dikkat etmelidir. PALET AMBALAJINDAKİ UYGULAMA ÖNERİLERİNE UYULMALIDIR. Manufacturer mixes different shades of bricks together in the factory pallets; but masons should be careful to ensure that the distribution of these different tones along the wall is balanced. APPLICATION RECOMMENDATIONS IN PALLET PACKAGING SHOULD BE OBEYED.

**Baskıdan kaynaklanabilecek renk farkları için lütfen numune talep ediniz. Nakliye bedellerinin hesaplanmasında, ürünlerin net ağırlığını bölge müdürlüklerimizden öğrenebilirsiniz. Kaplama ve Pres tuğlalar ad/m² ve ad/mtul için 1cm, Antik tuğlalar ise 1,3 cm derz esasına göre hesaplanmıştır.

**Please demand sample in order not to have colour differences due to printing. *About the calculation of the shipping costs, you can learn the net weight of the products from our regional offices. Brick Slabs are calculated according to 1 cm of the joint filler for pcs/m² and pcs/lm, Antique Bricks are calculated according to 1.3 cm of the joint filler.

GENEL BİLGİLER

// GENERAL INFORMATIONS

ÜRÜN // PRODUCT		19x9x5			
Genel Tanım // General Description	Düşey delikli, taşıyıcı olan, kategori II, korunmamış kil kagir birim Category II, vertically perforated, load bearing unprotected clay masonry unit.				
Standat Ölçüler // Standard Dimensions	190 x 90 x 50 mm				
Boyut Toleransı (HD Birimler) Kategori T2 // Size Tolerance (HD Units) Category T2	T2 ± 0,25 √ Anma boyutu (mm) veya 2 mm'den hangisi daha büyükse T2 ± 0,25 √ Nominal Size (mm) or 2 mm, whichever is greater				
	TS EN 771-1	3,45 mm	2,37 mm	1,77 mm	
	Nordic	3,20 mm	2,10 mm	1,50 mm	
Aralık Kategori R2 // Space Category R2	R2 0,3 √ Anma boyutu (mm) T2 ± 0,25 √ Nominal size (mm)				
	TS EN 771-1	4,14 mm	2,85 mm	2,12 mm	
	Nordic	4,00 mm	2,00 mm	2,00 mm	
Döşeme Yüzeylerinin Düzlükten Sapması // Deviation from Flatness rate of Coating Su%aces	TS EN 771-1	Madde 5.3.1.2.4. Sapma maksimum: 2,0 mm			
	TS EN 771-1	A)icle 5.3.1.2.4.	Deviation maximum: 2,0 mm		
Döşeme Yüzeylerinin Düzlemsel Paralellliği // Planar Paralellism Of Coating Su%aces	TS EN 771-1	Madde 5.3.1.2.5 Sapma maksimum: 2,0 mm			
	TS EN 771-1	A)icle 5.3.1.2.4	Deviation maximum: 2,0 mm		
Su Emme Oranı // Water Absorption Rate	TS EN 771-1	Madde 5.3.7.2'ye göre max. %8			
	Nordic	Maksimum: %7 (Ortalama: %6)			
	TS EN 771-1	Maximum according to 5.3.7.2: 8%			
	Nordic	Maximum: %7 (Average: %6)			
Brüt Kuru Birim Hacim Kütlesi // Gross Dry Bulk Density	TS EN 771-1	Madde 5.3.3.1	Tolerans Kategorisi: D1 TS EN 771-1 Ortalama: 1570 kg/m ³ ± %10	Nordic Ort. 1559 kg/m ³	
	TS EN 771-1	Madde 5.3.3.1	Tolerance Category: D1 TSEN 771-1 Average: 1570 kg/m ³ ± %10	Nordic Ort. 1559 kg/m ³	
Net Kuru Birim Hacim Kütlesi // Net Dry Bulk Density	TS EN 771-1	Madde 5.3.3.2	Tolerans Kategorisi: D1 TS EN 771-1 Ortalama: 2240 kg/m ³ ± %10		
	Nordic	O). 2240 kg/m ³			
	TS EN 771-1	A)icle 5.3.3.	Tolerance Category: D1 TSEN 771-1 Average: 1640 kg/m ³ ± %10		
	Nordic	Average: 1660 kg/m ³			
Basınç Dayanımı // Pressure Resistance	TS EN 771-1	Madde 5.3.4	Karakteristik Ortalama: 40 N/mm ²		
	Nordic		Karakteristik Ortalama: 51,1 N/mm ²		
	TS EN 771-1	A)icle 5.3.4	Average Characteristic: 40 N/mm ²		
	Nordic		Average Characteristic: 51,1 N/mm ²		
Isıl Davranış Özellikleri // Thermal Behavior Properties	TS EN 771-1	Madde 5.3.5	Maksimum: 0,422 W/mK		
	Nordic		Maksimum: 0,400 W/mK		
	TS EN 771-1	A)icle 5.3.5	Maximum: 0,422 W/mK		
	Nordic		Maximum: 0,400 W/mK		
Dayanıklılık // Durability	TS EN 771-1	Madde 5.3.6	F2 şiddetli ortam		
	TS EN 771-1	A)icle 5.3.6	F2 severe environment		
Yangına Direnç // Resistance to Fire	TS EN 771-1	Madde 5.3.11	Yangın sınıfı A1		
	TS EN 771-1	A)icle 5.3.11	Fire class A1		
Renk Dağılımı // Color Distribution	Üretici, farklı tonlardaki tuğlaları fabrikada karışık olarak bir arada paletler; ancak duvar ustaları duvar boyunca bu farklı tonların dağılımının dengeli bir şekilde yapılmasına dikkat etmelidir. PALET AMBALAJINDAKİ UYGULAMA ÖNERİLERİNE UYULMALIDIR. Manufacturer mixes different shades of bricks together in the factory pallets; but masons should be careful to ensure that the distribution of these different tones along the wall is balanced. APPLICATION RECOMMENDATIONS IN PALLET PACKAGING SHOULD BE OBEYED.				

**Baskıdan kaynaklanabilecek renk farkları için lütfen numune talep ediniz. Nakliye bedellerinin hesaplanmasında, ürünlerin net ağırlığını bölge müdürlüklerimizden öğrenebilirsiniz. Kaplama ve Pres tuğlalar ad/m² ve ad/mtul için 1cm, Antik tuğlalar ise 1,3 cm derz esasına göre hesaplanmıştır.

**Please demand sample in order not to have colour differences due to printing. *About the calculation of the shipping costs, you can learn the net weight of the products from our regional offices. Brick Slabs are calculated according to 1 cm of the joint filler for pcs/m² and pcs/lm, Antique Bricks are calculated according to 1.3 cm of the joint filler.

“ Özel ölçülere sahip olması nedeniyle isteğe bağlı olarak üretilirler.

// Due to their special dimensions, they are produced on demand.

”

Ürün : NT/1
Product : NT/1

Renk : Anadolu Serisi
Colour : Anatolian Series

Doku : Naturel
Texture : Natural

UYGULAMA AŞAMALARI

// APPLICATION FALLS



Tuğla örümüne köşeleri yükselterek devam edilmelidir. İp ve su terazisi ile tuğlaların dizilmesi örümde kolaylık sağlayacaktır.

// Bricklaying should be continued by raising the corners. Laying bricks by the help of rope and water balance will make bricklaying easier.



Pres tuğla örerken kesinlikle çıta kullanılmamalı. Derzler düzgün ve 10 mm olacak şekilde ayarlanıp ip çekerek dolu derzli uygulama yapılmalıdır.

// Lath should definitely not be used when laying facing bricks. Joints should be adjusted properly as 10 mm and full joint application should be done using ropes.



Tuğla üzerine konulan mümkün olduğunca koyu kıvamlı harç, tuğla üzerine yayılır, kenarlara daha yoğun yerleşmesi için malayla şekillendirilir.

// Plaster as thick as possible is spread on the brick and shaped by means of a trowel to make it settle on the edges more densely.



Pres tuğla için kullanılan aletler; çırpı ipi, mala, terazi, derz malası, keski, master, spiral makinesi.

// Tools used for pressed brick are level line, trowel, bascule, pointing trowel, chisel, floating rule, spiral machine.



Pres tuğla elle bastırılarak veya hafif vuruşlarla yerleştirilir ve teraziye alınır.

// Brick slabs are placed by hand-press or light strokes and leveled.



Derzler şekillendirilirken, harcın bir miktar kuruması beklenmelidir. Böylece daha düzgün ve bulaşmadan derz çekilebilir.

//While grouting, plaster should be allowed to dry a little. In this way smoother and cleaner grouting can be performed.